



SPECIFICATION FOR APPROVAL

CUSTOMER: _____

DESCRIPTION: I.T.E. POWER SUPPLY REV: (A0)

MODEL NO: HK-AP-050A120-CP PART NO: HKSC-161129

DESIGNED NO: 161129-1129 DATE: NOV.29th.2016

CUSTOMER APPROVED SIGNATURES			VENDOR APPROVED SIGNATURES		
					

Ideal Power, 14 Larks Way, Tree Beech Enterprise Park, Gunn, Barnstaple, Devon, England EX32 7NZ

Web: www.idealpower.co.uk email: sales@idealpower.co.uk TEL +44 (0) 845 2603400 Fax +44 (0) 845 2603401

MODEL NO. :	HK-AP-050A120-CP	PAGE NO. :	1 OF 10
PART NO. :	HKSC-161129	ISSUED DATE:	2016.11.29
DESCRIPTION :	I.T.E. POWER SUPPLY	REV:	(A0)

CONTENTS

1. INTRODUCTION
2. INPUT REQUIREMENTS
3. OUTPUT REQUIREMENTS
4. EFFICIENCY
5. LINE REGULATION
6. HOLD UP TIME
7. TURN ON TIME
8. TEMPERATURE COEFFICIENT
9. DIELECTRIC STRENGTH (Hi-Pot) TEST
10. INSULATION RESISTANCE
11. PROTECTION
12. ENVIRONMENTAL CONDITIONS
13. EMI/ EMC
14. RELIABILITY AND QUALITY CONTROL
15. SAFETY
16. OVERALL DRAWING
17. USE SPECIFICATION
18. PACKING
19. MARKING
20. TEST REPORT

MODEL NO. :	HK-AP-050A120-CP	PAGE NO. :	2 OF 10
PART NO. :	HKSC-161129	ISSUED DATE:	2016.11.29
DESCRIPTION :	I.T.E. POWER SUPPLY	REV:	(A0)

1.0 INTRODUCTION

This document specifies a switching power supply with a output of +5V, and electronic process. The switching power supply will provide power for technology equipments including electrical business equipment. The adaptor meets the requirement of lead free and RoHS.

2.0 INPUT REQUIREMENTS

2.1 Input Voltage Range: 100(-10%)VAC to 240(+10%)VAC

2.2 Input Frequency Range: 47 Hz to 63 Hz

2.3 Input Power Consumption at no-load : 0.1W Max

Test condition will be tested after full load operating for 30min then measure it.

2.4 Input In-rush Current: 50A Max

2.5 Input Current: 0.2A Max

3.0 OUTPUT REQUIREMENTS

3.1 Output Voltage: +5V

3.2 Output Regulation: 4.75-5.25V

3.3 Output Load Range: 0-1.2A

3.4 Output Ripple & Noise: 300mV Max @20MHz bandwidth with 10UF/50V capacitance and 104/50V ceramic capacitor.

4.0 EFFICIENCY: $\geq 75\%$ @ average of 25/50/75/100% loads 115V&230VAC input

Test condition will be tested after full load operating for 30min then measure it.

5.0 LINE REGULATION: $\pm 2\%$ maximum

6.0 HOLD UP TIME: 10ms Min at 110VAC full load.

7.0 TURN ON TIME: 2S Max at 110VAC full load.

MODEL NO. :	HK-AP-050A120-CP	PAGE NO. :	3 OF 10
PART NO. :	HKSC-161129	ISSUED DATE:	2016.11.29
DESCRIPTION :	I.T.E. POWER SUPPLY	REV:	(A0)

8.0 TEMPERATURE COEFFICIENT: 0.05%/°C

9.0 DIELECTRIC STRENGTH (Hi-Pot) TEST

Primary to Secondary : AC 3.0 KVrms, 4mA, 1 minute for type, 2 second for production test.

10.0 INSULATION RESISTANCE

Primary to secondary: 50M OHM to 500VDC.

11.0 PROTECTION

11.1 Input Protection

The switching power supply has a 10 ohm fusing resistor to protect itself.

11.2 Output Protection

11.2.1 Output Current:

Overload conditions shall decrease the output voltage. Removal of an output overload shall provide automatic recovery for the output voltage.

11.2.2 Short Circuit Protection: Auto Recovery.

MODEL NO. :	HK-AP-050A120-CP	PAGE NO. :	4 OF 10
PART NO. :	HKSC-161129	ISSUED DATE:	2016.11.29
DESCRIPTION :	I.T.E. POWER SUPPLY	REV:	(A0)

12.0 ENVIRONMENTAL CONDITIONS

The switching power supply can withstand the following environmental conditions:

12.1 Storage Temperature: -20°C ~ +70°C

Relative Humidity: 10% ~ 95%

12.2 Operation Temperature: 0°C~40°C

Relative Humidity: 10%~95%

13.0 EMI / EMC

The switching power supply has approved by the following standards:

FCC PART 15 Class B

CISPR 22:2008(Ed 6.0)AS/NZS CISPR 22:2009+A1:2010; CISPR 24:2010(Ed 2.0)AS/NZS CISPR 24:2013

EN55022:2010/AC:2011 IEC61000-4-3:2006/A1:2007/A2:2010

EN61000-3-2:2014 IEC61000-4-4:2012

EN61000-3-3:2013 IEC61000-4-5:2014

EN55024:2010 IEC61000-4-5:2014

IEC61000-4-2:2008 IEC61000-4-6:2013

IEC61000-4-8:2009

IEC61000-4-11:2004

14.0 RELIABILITY AND QUALITY CONTROL

14.1 Burn-in

The burn-in test will be performed at least 2 hours at 40 centigrade degrees under full load condition.

14.2 MTBF

When the operation is complying with this specification, the switching power supply's MTBF will be 50,000 hours at 25 centigrade degrees.

15.0 SAFETY

The switching power supply has approved by the following standards:

UL 60950-1, 2nd Edition,2014-10-14 CSA C22.2 NO.60950-1-07, 2nd Edition,2014-10

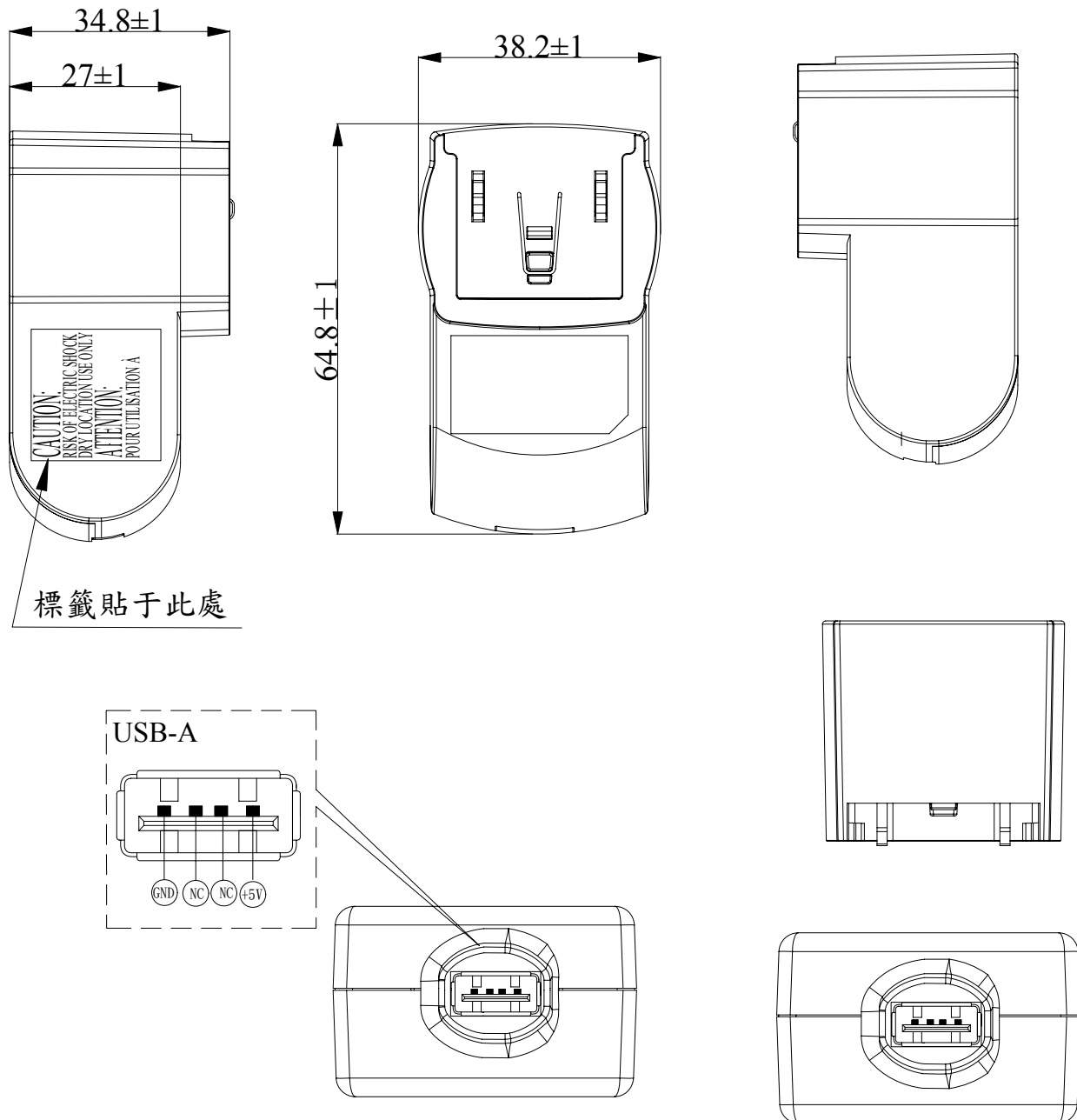
EN60950-1:2006+A11+A1+A12+A2 BS EN60950-1:2006+A2

AS/NZS 60950.1:2015

MODEL NO. :	HK-AP-050A120-CP	PAGE NO. :	5 OF 10
PART NO. :	HKSC-161129	ISSUED DATE:	2016.11.29
DESCRIPTION :	I.T.E. POWER SUPPLY	REV:	(A0)

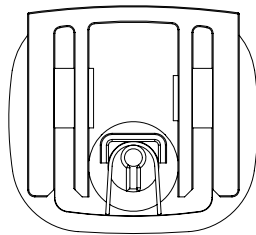
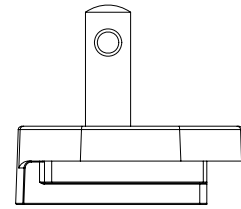
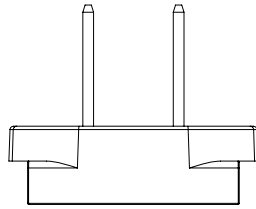
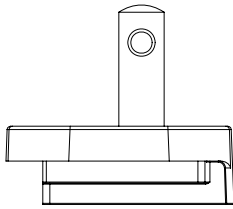
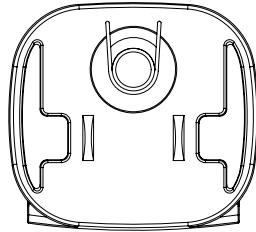
16. OVERALL DRAWING

UNIT: mm



MODEL NO. :	HK-AP-050A120-CP	PAGE NO. :	6 OF 10
PART NO. :	HKSC-161129	ISSUED DATE:	2016.11.29
DESCRIPTION :	I.T.E. POWER SUPPLY	REV:	(A0)

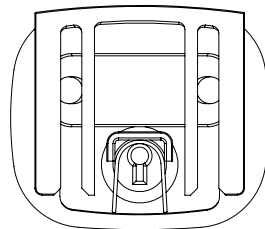
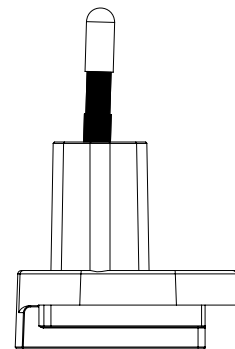
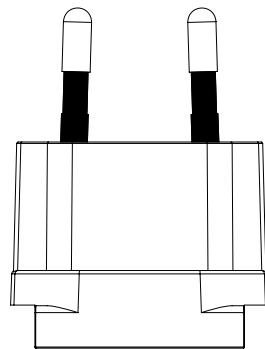
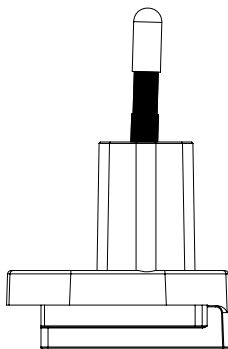
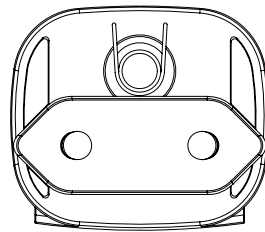
UNIT: mm



UL

MODEL NO. :	HK-AP-050A120-CP	PAGE NO. :	7 OF 10
PART NO. :	HKSC-161129	ISSUED DATE:	2016.11.29
DESCRIPTION :	I.T.E. POWER SUPPLY	REV:	(A0)

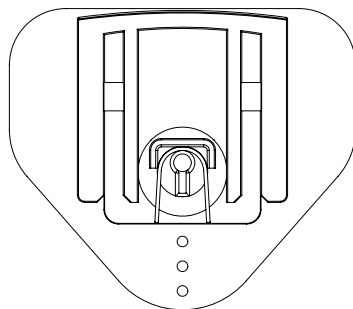
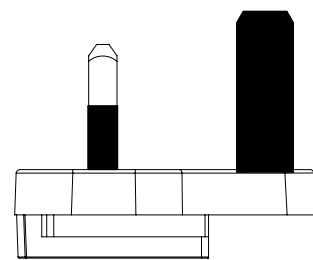
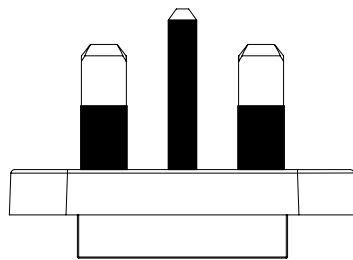
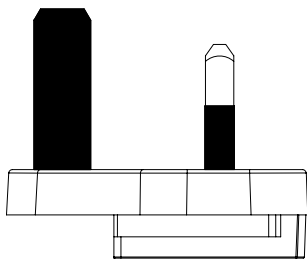
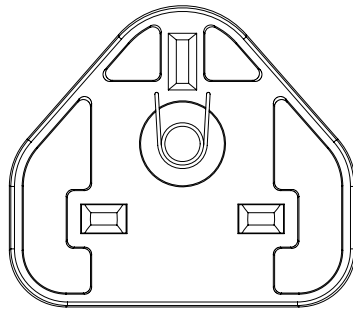
UNIT: mm



TUV

MODEL NO. :	HK-AP-050A120-CP	PAGE NO. :	8 OF 10
PART NO. :	HKSC-161129	ISSUED DATE:	2016.11.29
DESCRIPTION :	I.T.E. POWER SUPPLY	REV:	(A0)

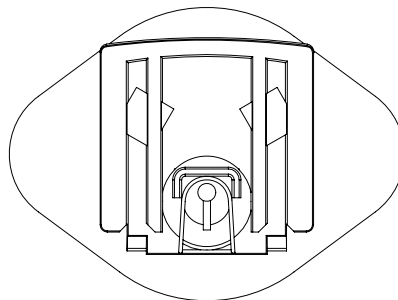
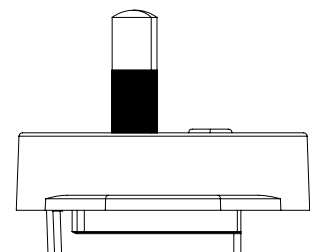
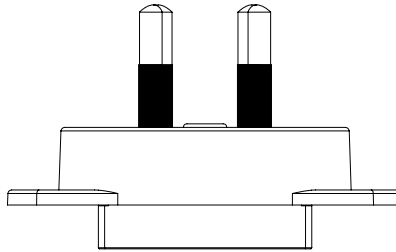
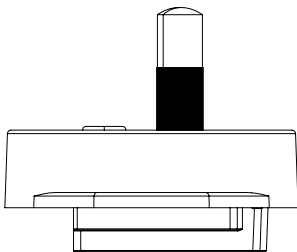
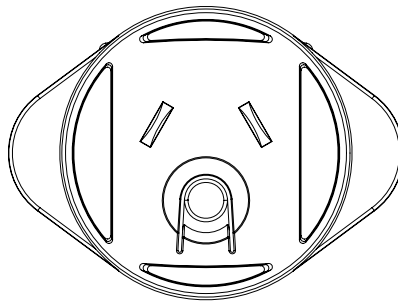
UNIT: mm



UK

MODEL NO. :	HK-AP-050A120-CP	PAGE NO. :	9 OF 10
PART NO. :	HKSC-161129	ISSUED DATE:	2016.11.29
DESCRIPTION :	I.T.E. POWER SUPPLY	REV:	(A0)

UNIT: mm



SAA



MODEL NO. :	HK-AP-050A120-CP	PAGE NO. :	9 OF 10
PART NO. :	HKSC-161129	ISSUED DATE:	2016.11.29
DESCRIPTION :	I.T.E. POWER SUPPLY	REV:	(A0)

18. PACKING

18.1 Inner Box

UNIT: mm


BOX(Normal BOX Corrugated BOX)

Length: 85

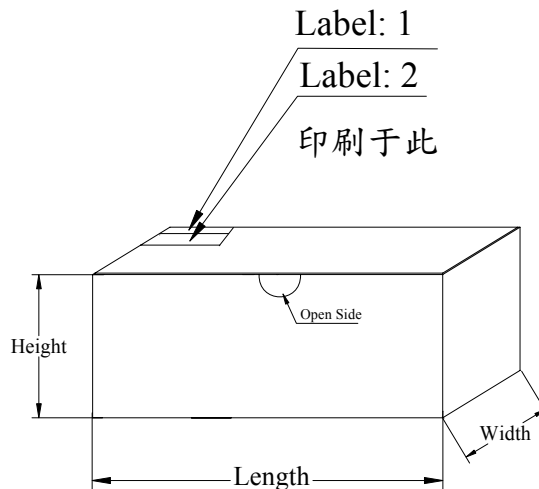
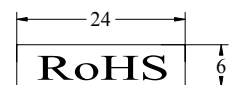
Width: 90

Height: 55

Label: 1



Label: 2



NOTICE:

Its probably different from the white box of the sample and the figure dimension. The white box is used to pack during product.

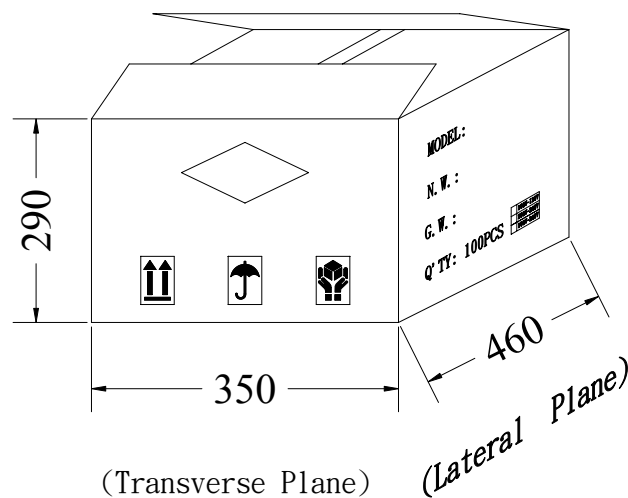
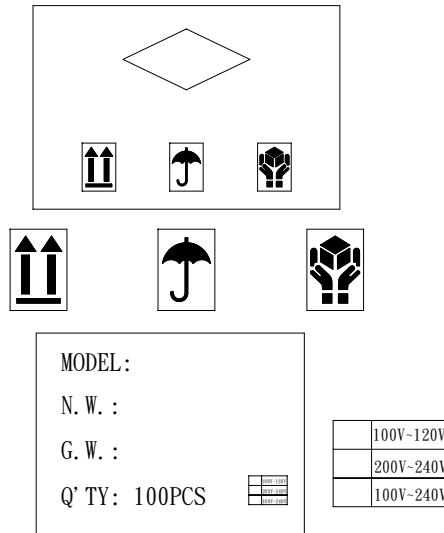
注意: 樣品使用的小白盒尺寸可能與此圖面尺寸不同, 此圖面尺寸是用于生產時的包裝。

MODEL NO. :	HK-AP-050A120-CP	PAGE NO. :	9 OF 10
PART NO. :	HKSC-161129	ISSUED DATE:	2016.11.29
DESCRIPTION :	I.T.E. POWER SUPPLY	REV:	(A0)

19. PACKING

19.1 Carton

UNIT: mm





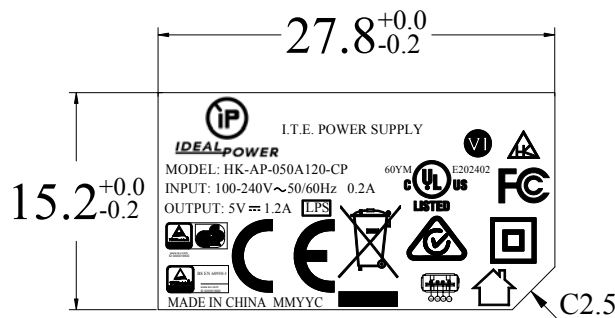
IDEALPOWER
experts in power conversion

MODEL NO. :	HK-AP-050A120-CP	PAGE NO. :	9 OF 10
PART NO. :	HKSC-161129	ISSUED DATE:	2016.11.29
DESCRIPTION :	I.T.E. POWER SUPPLY	REV:	(A0)

19. MARKING

100# CPC 壓花底+上光 NAME-PLATE: WHITE CHARACTERS BLACK BACKGROUND.

UNIT: mm MMYYC
 | | |
 month year
 made in China
 by Hon-kwang



法文標籤貼於CASE上

銅板紙表面上光 NAME-PLATE: BLACK CHARACTERS WHITE BACKGROUND.

