



- Universal Input 100~240VAC 50/60Hz
- UL/IEC/EN 62368-1 Approved
- Compliant to LVD & EMC safety standards
- RoHS & CE Directive Compliant
- Level VI efficiency
- OVP, OCP, OTP & Short Circuit Protection

The purpose of the document is to specify a Single-phase AC input, single output switching power supply. This specification is suitable for: 25HK-AW-xxxAzzz-CP 15W Series. This product is AC to DC switching power supply, it can provide 5-24V 15W max DC output constant voltage source. This Specification defines the input, output, performance characteristics, environment, noise and safety

Models			
Model Number	Output Voltage	Output Current	Output Power
25HK-AW-050A250-CP	5V DC	2.5A	12.5W
25HK-AW-090A167-CP	9V DC	1.67A	15W
25HK-AW-120A125-CP	12V DC	1.25A	15W
25HK-AW-150A100-CP	15V DC	1A	15W
25HK-AW-240A063-CP	24V DC	0.63A	15W

Input Data					
	Min	Typical	Max	Units	Notes
Input Voltage	90		264	V AC	100-240VAC +/- 10%
Input Frequency	47		63	Hz	50-60Hz +/- 5%
Input Current		0.4		A	
Inrush Current	0		50	A	At cold start, 100 / 240V AC
Leakage Current			0.25	mA	
Output Data					
	Min	Typical	Max	Units	Notes
Output Voltage tolerance		5%		%	
Ripple & Noise			200	mV	
Over Current Protection					Overload conditions shall decrease the output voltage.
Short Circuit Protection					Auto Recovery
Over Voltage Protection					Will recover if fault condition is removed

Environmental Data					
	Minimum	Typical	Maximum	Units	Notes
Operating Temperature	0		40	°C	
Storage Temperature	-20		+70	°C	
Operating Humidity	10		95	%	Operating 10% to 90%
Storage Humidity	10		95	%	Storage 5% to 95%

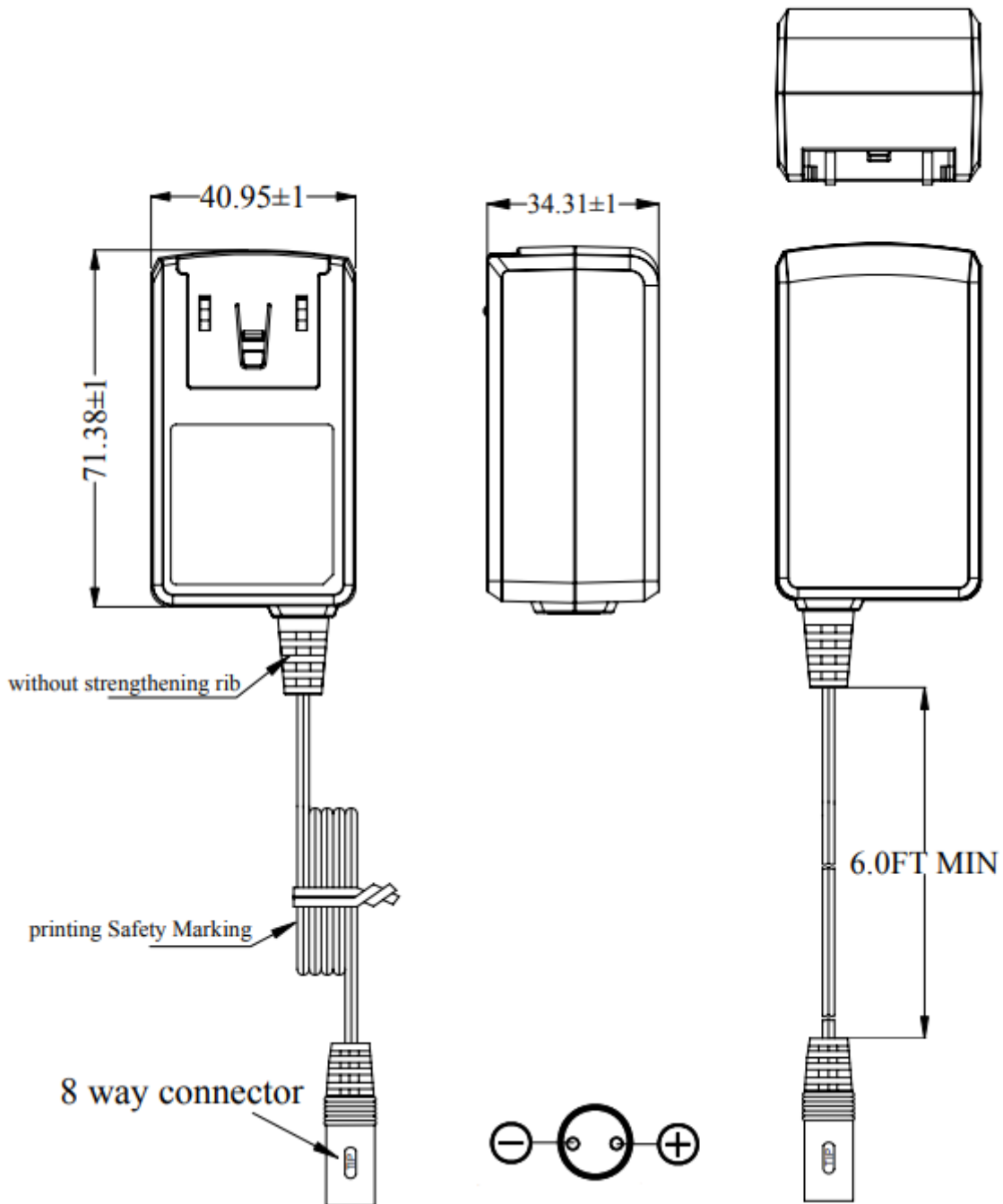
Other Information					
	Minimum	Typical	Maximum	Units	Notes
Dielectric Strength					AC 3000Vrms, 4mA, 1 Minute for type test.
MTBF		50,000		hrs	
Weight	200 +/-10g				
Dimensions	Refer to mechanical drawings				

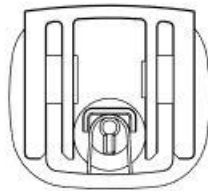
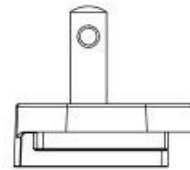
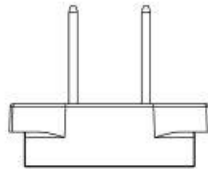
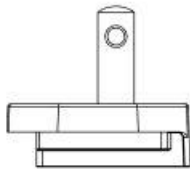
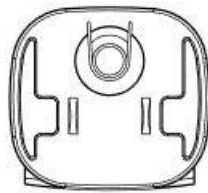
EMC Emissions (2014/30/EU)				
	Standard	Test Level	Criteria	Notes
Conducted	EN 55032	Pass	B	EMC Directive 2014/30/EU
Radiated	EN 55032	Pass	B	
Harmonic Standard	EN 61000-3-2		Class A	
Voltage fluctuations	EN 61000-3-3	Pass		Voltage fluctuations & Flicker

EMC Immunity (2014/30/EU)				
	Standard	Test Level	Criteria	Notes
ESD	IEC 61000-4-2	Pass		Contact: +/- 4KV; Air: +/- 8KV
RS	IEC 61000-4-3			Frequency: 80-1000MHz; Field Strength: 3V/M ' 80% AM (1KHz)
EFT	IEC 61000-4-4			0.5/1.0KV on input AC power ports
Surge	IEC 61000-4-5			Line to Line: +/- 1KV (peak); Line to F.G: +/- 2KV (peak)
Conducted	IEC 61000-4-6			CS: 0.15~ 80MHz, 3Vrm, 80% AM, 1kHz
PFMF	IEC 61000-4-8			50 Hz or 60Hz, 1A/m
Dips and Interruptions	IEC 61000-4-11			V/D: >95% reduction for 0.5 period VI:>95% reduction for 250 period.

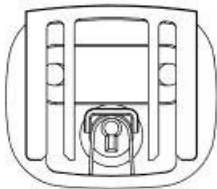
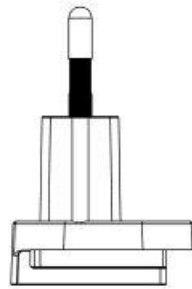
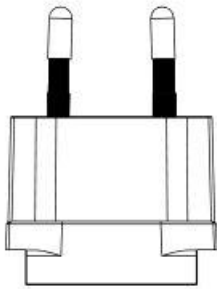
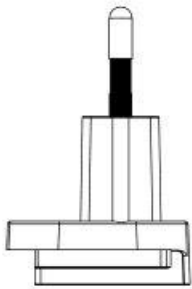
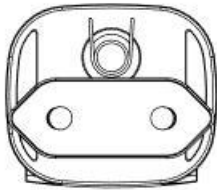
Safety Approvals	
Safety Standards	
RoHS/REACH	RoHS Directive (EU) 2015/863 & REACH (205 SVHC)
CE LVD Directive 2014/35/EU	Yes (UK/European)
cULus	Yes – (US)
TUV	Yes (German/European)
RCM & C-Tick	Yes – (Australian)

Mechanical Drawing

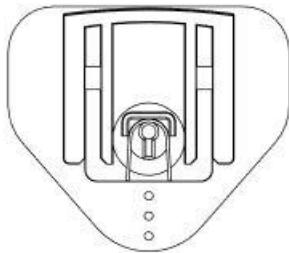
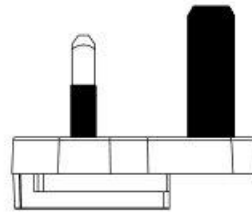
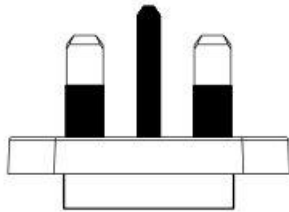
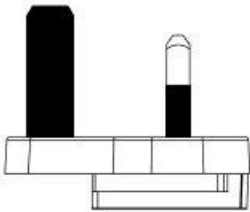
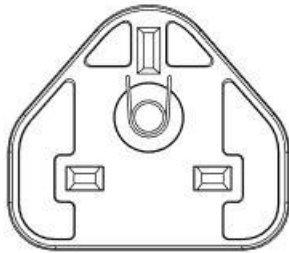




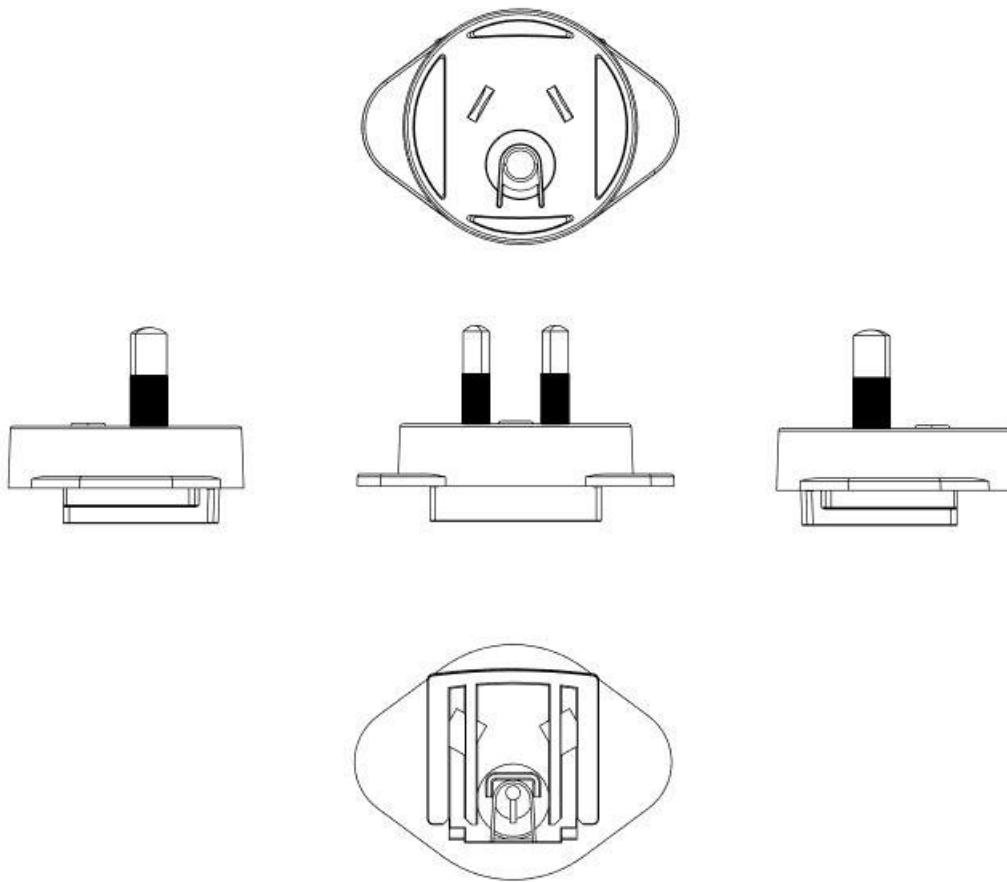
UL



TUV



UK



SAA

UNIT: mm

