

Features

- Universal input 100-240VAC
- Approved to CE, cULus, RCM (C-Tick)
RoHS & REACH
- EN/IEC 62368-1 Safety Approved
- Meets Efficiency Level VI
- FCC Class B Certified
- Single Output 5-24V DC
- OVP, OCP, OTP, SCP



Ideal Power's 25HK-AB-xAz-D56-RS 30W AC/DC External Desktop Power Supply (PSU) Series are certified to UKCA, CE, cULus, TUV, RCM (C-Tick), RoHS, REACH & EN 62368-1/IEC 62368-1/UL 62368-1 Standards and comply with (EU) 2019/1782, Level VI Efficiency Regulations. These are primarily used in ITE, Audio & Video Industries and customised solutions are available upon

Models

Model Number	Output Voltage	Output Current	Output Power	Efficiency %
25HK-AB-050A400-D56-RS	5V DC	4A	20W	83
25HK-AB-060A300-D56-RS	6V DC	3A	18W	85
25HK-AB-075A250-D56-RS	7.5V DC	2.5A	18.8W	85.2
25HK-AB-090A250-D56-RS	9V DC	2.5A	22.5W	86
25HK-AB-120A250-D56-RS	12V DC	2.5A	30W	87
25HK-AB-150A200-D56-RS	15V DC	2A	30W	87
25HK-AB-240A125-D56-RS	24V DC	1.25A	36W	87
25HK-AB-300A100-D56-RS	30V DC	1A	36W	87

General Specifications

Type	Switching Mode Power Supply
Input Connector	IEC 320-C14
Output Connection	2.1x5.5x12.0mm +ve inner/centre
Number of Outputs	1
Energy Efficiency Level	VI
Mounting Style	Desktop
MTBF	100,000 hours calculated at 25°C
Cable Length	1.83M
Cable Type	16AWG/18AWG (Depending on model)
Medical Approved	No

Input Specifications

Rated Input Voltage	100~240Vac (±10%)
Rated Frequency	47~63Hz
Efficiency Level VI	Level VI / Efficiency (EU) 2019/1782
Input Current	0.8A
Inrush Current	60A Max. / 230Vac (Cold Start At 25°C, Full Load)
Touch Current	Less than 100µA
Input Protection	Internal Primary Current Fuse

Output Specifications

Ripple & Noise (max.)	200mVp-p Max. for Output Voltage @ Full Load
Voltage Tolerance	±5%
Load Regulation	±5%
Hold-up Time	10ms @ Full Load
Turn on Time	2S Max at 110 V AC @ Full Load
Number of Outputs	1
Insulation Class	I
Dielectric Strength	Primary to Secondary with Stands AC 3.0KV For 2 Seconds, 4mA.
Isolation Resistance	50MΩ for 500Vdc
Short Circuit Protection	Auto-recovery.
Input Protection	The switching power supply has a 2 Amps inner current fuse to protect itself.

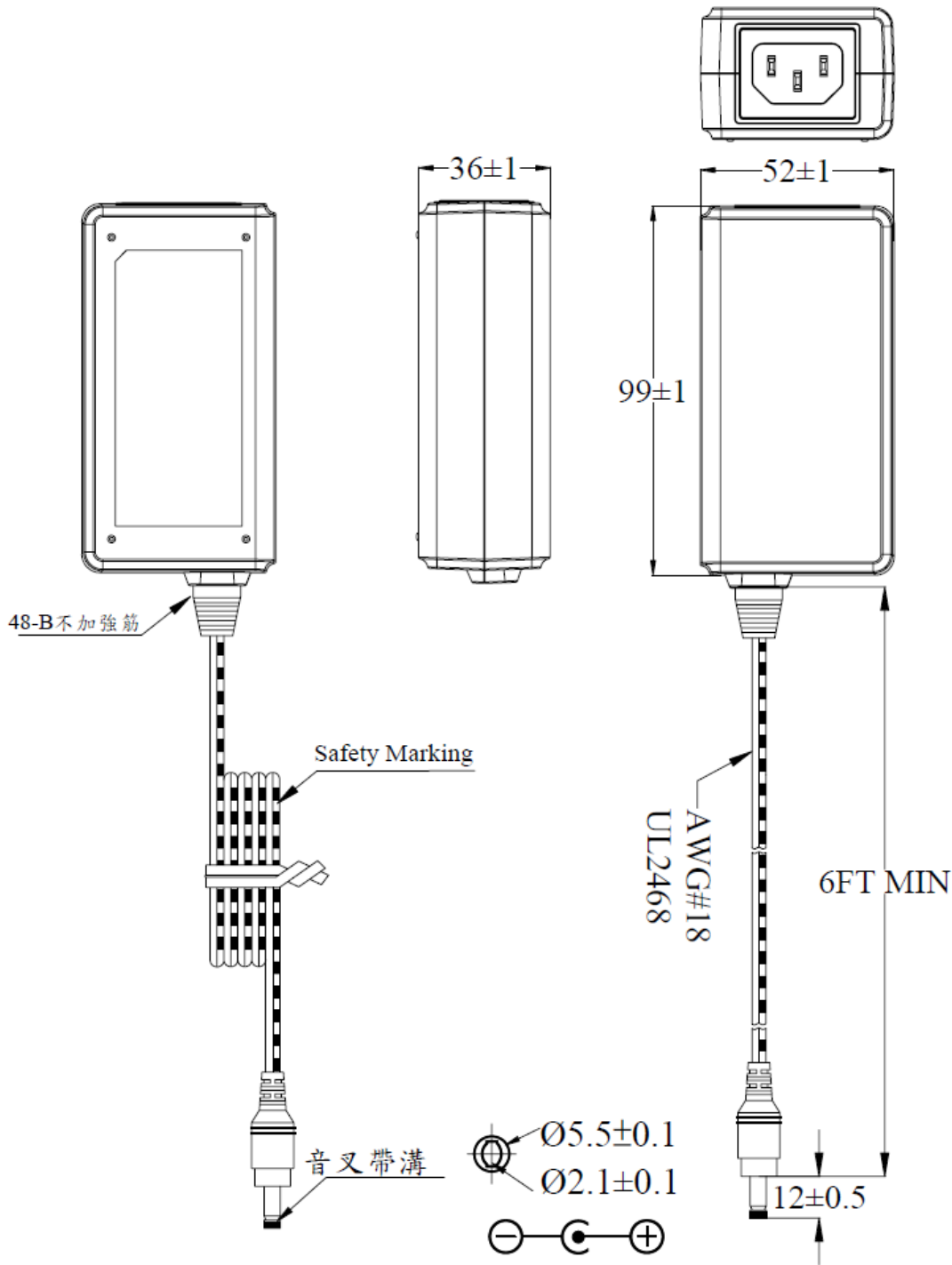
Mechanical Specifications

Housing Material	Fully Enclosed Plastic Case
Overall Dimensions	99mm x 52mm x 36mm
Overall Length	99mm
Overall Depth	363mm
Overall Width	52mm

Safety Approvals

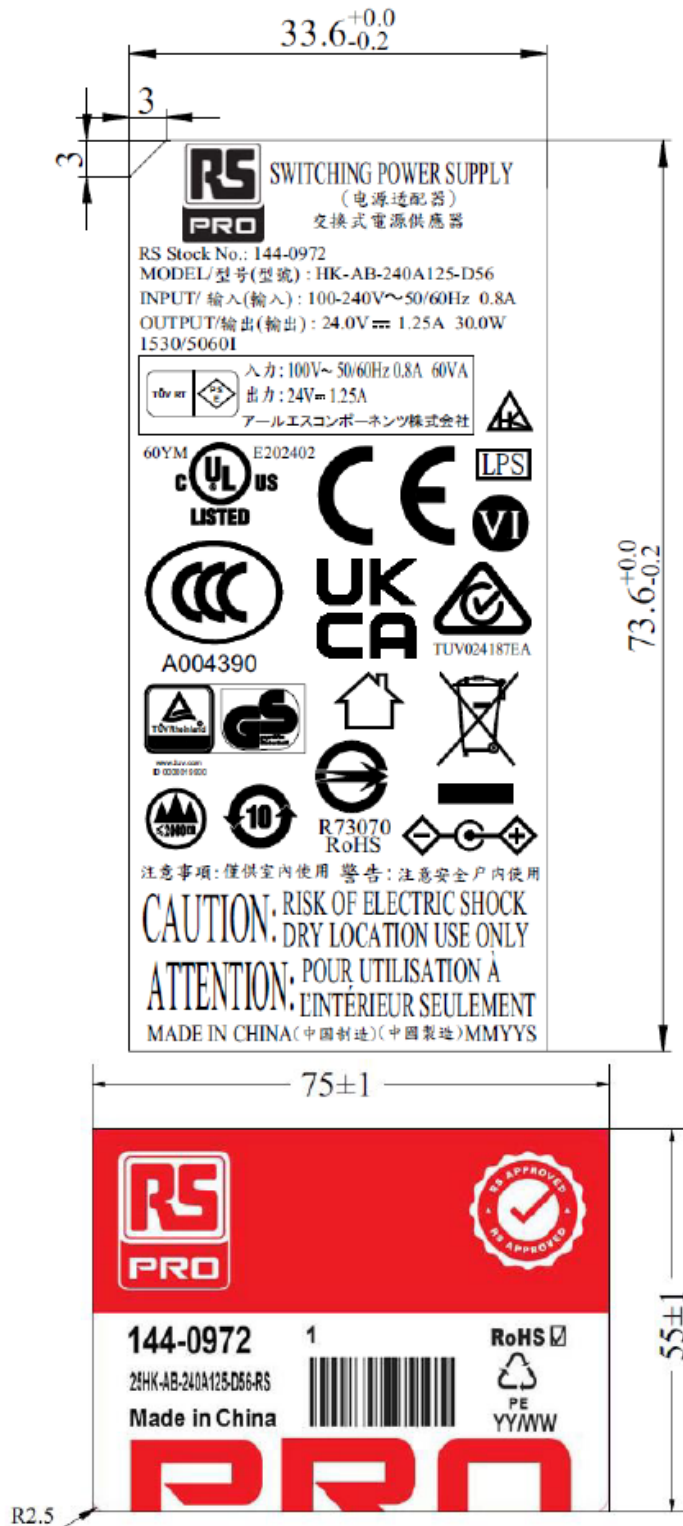
Compliance/Certifications	UKCA/ CE/ CB/ UL/ cUL/ TUV
Safety Standard	UL62368-1, EN 62368-1, IEC 62368-1, J60950-1 approved
EMC Emission	Compliance to EN 55032, EN 55024, EN 55014, FCC

Mechanical Drawing



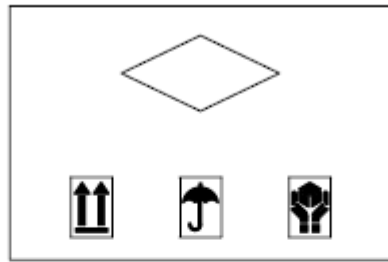
AC - DC

Labels



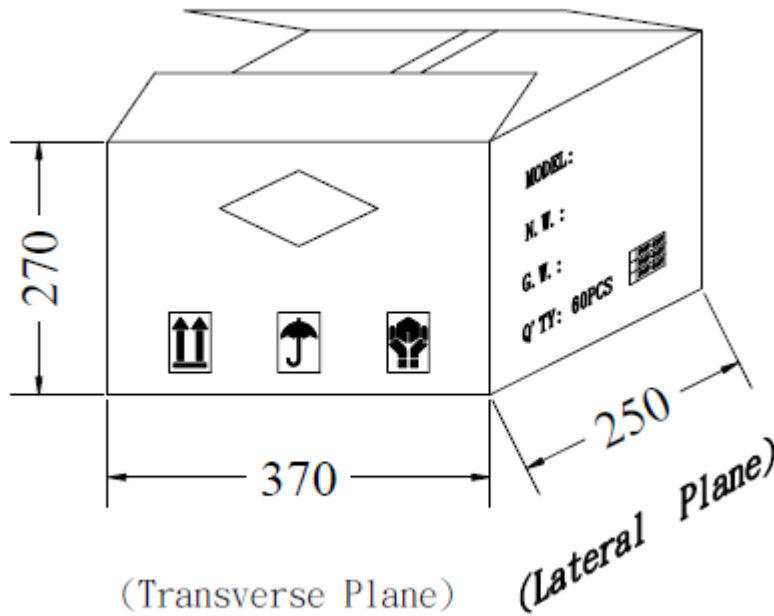
AC - DC

Packaging



MODEL :
N. W. :
G. W. :
Q' TY: 60PCS

	100V-120V
	200V-240V
	100V-240V



AC – DC