

Features

- Universal input 100-240VAC
- Interchangeable Power Supply
- Approved to UKCA, CE, cULus, TUV, FCC, (C-Tick), RoHS, REACH
- EN/IEC/ES 60601-1 Safety Approved
- Meets Efficiency Level VI
- EMC Class B Certified
- Single Output 5-24V DC
- OVP, OCP, OTP, SCP



Ideal Power's 15DYS825-xxxxyyG-K 25W AC/DC External Adapter Interchangeable Power Supply (PSU) Series are certified to UKCA, CE, cULus, TUV, FCC, (C-Tick), RoHS, REACH & EN 60601-1/IEC 60601-1/ES 60601-1 Standards and comply with (EU) 2019/1782, Level VI Efficiency Regulations. These are primarily used in Medical, ITE, Audio & Video Industries and customised solutions are available upon request.

Models

Model Number	Output Voltage V DC	Output Current A	Output Power W
15DYS825-050400G-K	5	4	20
15DYS825-120200G-K	12	2	24
15DYS825-180133G-K	18	1.33	24
15DYS825-240100G-K	24	1	24

Input Data

	Min	Typical	Max	Units	Notes
Input Voltage	90	--	264	V AC	100-240VAC +/- 10%
Input Frequency	47	--	63	Hz	50-60Hz +/- 5%
Input Current	--	--	0.7	A	
Inrush Current	--	--	60	A	At cold start, 100 / 240V AC
Leakage Current	--	--	0.25	mA	

Output Data

	Min	Typical	Max	Units	Notes
Output Voltage	--	5	--	%	
Ripple & Noise	150	--	240	mVp-p	Model dependant
Over Current Protection	Over Current Point Limited >2.16A				
Short Circuit Protection	Continuous short circuit proof. Will recover if fault condition is removed				
Over Voltage Protection	Will recover if fault condition is removed				

Environmental Data

	Min	Typical	Max	Units	Notes
Operating Temperature	0		+40	°C	
Storage Temperature	-20		+80	°C	
Operating Humidity	10		90	°C	Operating 10% to 90%
Storage Humidity	5		95	°C	Storage 5% to 95%

Other Information

MTBF	50,000hrs At 25°C, Full load, and nominal				
Isolation	Primary to Secondary: 4242VDC/5mAMax (3 seconds)				
Weight	200 +/-10g				
Dimensions	Refer to mechanical drawings				

EMC Emissions (2014/30/EU)

	Standard	Test Level	Criteria	Notes
Conducted	EN 55032	Pass	B	EMC Directive 2014/30/EU
Radiated	EN 55032	Pass	B	
Harmonic Standard	EN 61000-3-2		Class D	P.F. shall >0.95 @100Vac input and >0.9 @240Vac input

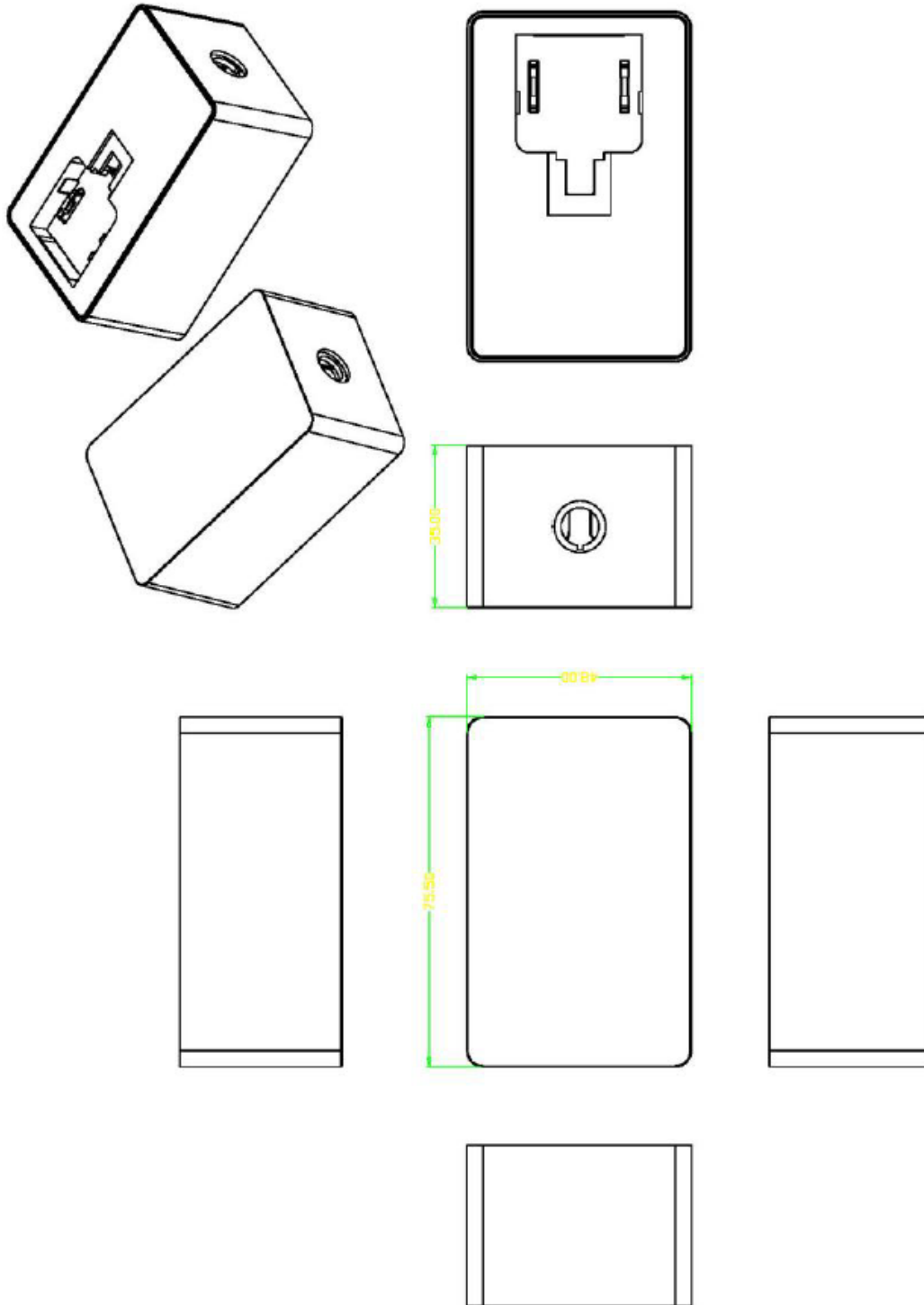
EMI/EMS Immunity (2014/30/EU)

	Standard	Test Level	Criteria	Notes
EMS	IEC/EN 60601-1-2			
EMS	EN 55035			
ESD	IEC 61000-4-2		B	Contact: +/- 4KV; Air: +/- 8KV
RS	IEC 61000-4-3			Frequency: 80-1000MHz; Field Strength: 3V/M ' 80% AM (1KHz)
EFT	IEC 61000-4-4		A/B	0.5/1.0KV on input AC power ports
Surge	IEC 61000-4-5		A	Line to Line: +/- 1KV (peak); Line to F.G: +/- 2KV (peak)

Safety Approvals

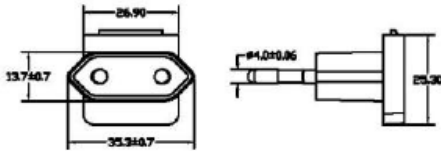
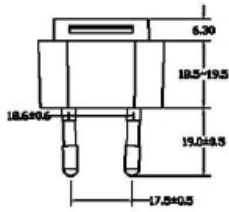
	Safety Standards
RoHS/REACH	RoHS Directive (EU) 2015/863 & REACH (205 SVHC)
CE LVD Directive 2014/35/EU	Yes (UK/European)
cULus	Yes
TUV	Yes
RCM & C-Tick	Yes

Mechanical Drawing

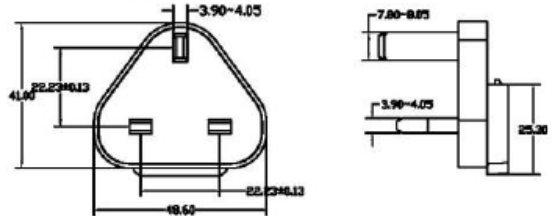
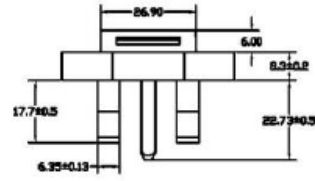


AC – DC

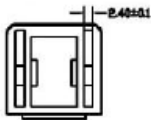
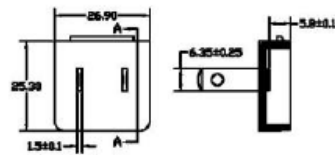
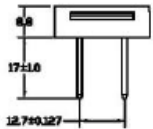
Mechanical Drawing



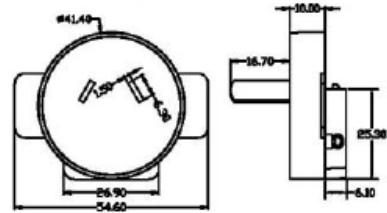
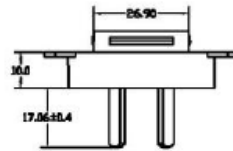
VDE PIN



BS PIN




UL PIN



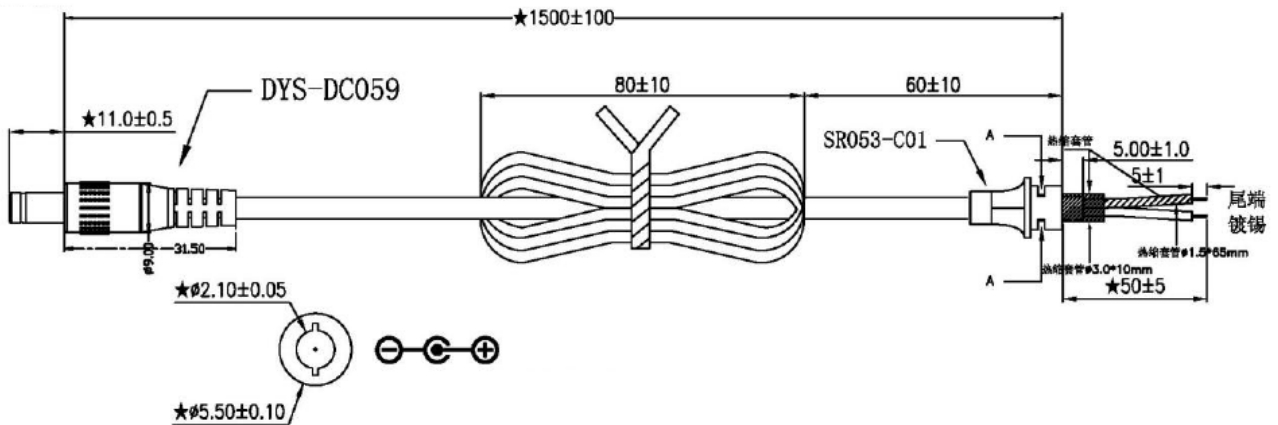
SAA PIN

AC - DC

Mechanical Drawing



1, UL 1185 22AWG OD3.5±0.1



1, DC PLUG: $\phi 2.1 * \phi 5.5 * 11.0$

AC - DC

Model Number	Output Cable
15DYS825-050400G-K	1.55m UL1185 18AWG
15DYS825-120200G-K	1.55m UL1185 22AWG
15DYS825-180133G-K	1.55m UL1185 22AWG
15DYS825-240100G-K	1.55m UL1185 22AWG